



#CONTINENTALGT650

Every gleaming bit of chrome, every nut and bolt, makes you want to ride the motorcycle and that is saying something!

CAR & BIKE

It looks stunning and is the most affordable genuine café racer in the market. A tempting proposition, indeed.

TURN OF SPEED

Nothing eliminates doubt like a pair of clip-ons and rearsets.

MOTORING WORLD



CAFE RACING ICON

England. 1950s and 60s. Young men and women hop between the cafes on their stripped-down motorcycles, riding, racing, and living a life high on freedom and style. The 2023 Continental GT 650, with its all-black variant and continuing retro-inspired colourways, is an ode to that era of rock-n-roll and a modern interpretation of the original icon, the Continental GT 250. With its sculpted tank, eager attitude and tucked-in riding position, the Continental GT 650 is perfect for carving up the back roads or having a ton of fun in the city.

[▶ WATCH THE FILM](#)




CONQUER THE CORNERS

The new '70s-inspired, all-black Continental GT 650 streamlines the retro café racer with its subtle yet stylish aesthetic. The blacked-out engine and exhaust fuse seamlessly with the machine's chassis, while upgrades like adjustable levers, improved grips, gloss black aluminum switch cubes, cast alloy wheels with tubeless tyres and an LED headlamp make it a modern motorcycle that's perfect for racing from one café to the next.



648 CC

The GT 650 is powered by Royal Enfield's legendary, air/oil-cooled parallel twin-cylinder engine. The 648cc engine offers 34.9 kW at 7250 RPM and a maximum of 52.3 Nm of torque at 5150 RPM. A smooth throttle response throughout the rev range ensures sufficient power to make light work of the city traffic or carve up the corners.



STEALTH RACER

The frame of the motorcycle, developed in conjunction with the legendary Harris Performance, has been thoroughly tested for durability and offers superior balance and handling. Together with a finely tuned suspension featuring 'piggy-back' gas-charged twin shocks, the chassis ensures that the GT 650 is a dynamic, lively and agile ride.



COLOURS



MR CLEAN



SLIPSTREAM BLUE



APEX GREY



DUX DELUXE



BRITISH RACING
GREEN



ROCKER RED

**Genuine
Motorcycle
Accessories**

ACCESSORIES

Accessorise your Royal Enfield Continental GT with protection, utility and style.



Rigorous Testing

Tested on real road conditions for quality and durability.



Fully Homologated

Approved and certified by concerned authorities. Meets all quality and safety standards.




Assured Warranty

3-years worry-free warranty for complete peace of mind.

Explore the complete range on royalensfield.com/accessories





PROTECTION

ALUMINIUM
SUMP GUARD, SILVER
1990423



LARGE ENGINE GUARD,
STAINLESS STEEL
1990407




COMPACT ENGINE
GUARD, BLACK
1990408



COMPACT ENGINE
GUARD, SILVER
1990406



BODYWORK



TALL TINTED
FLYSCREEN
1990414



PAINTED
SCREEN KIT,
BLACK MAGIC
1990468



RSU FINISHER
KIT, BLACK
1990445



BAR END
FINISHER
KIT, BLACK
1990441



INTAKE COVER
KIT, BLACK
1990442



HEEL GUARD,
PAIR, BLACK
1990443



CONTROLS



TOURING MIRROR
KIT, HOMOLOGATED

1990454



BAR END MIRROR
KIT, HOMOLOGATED

1990401



SEATS AND COWLS



TOURING DUAL
SEAT, BLACK

1990489



SINGLE
SEAT, RIDER

1990495



SINGLE
SEAT COWL,
GT RED

1990499



SINGLE SEAT
COWL, BRITISH
RACING GREEN

1990497



DUAL
SEAT COWL,
GT RED

1990502



DUAL SEAT
COWL, BRITISH
RACING GREEN

1990500



ENGINE

Type: Inline twin cylinder, 4 stroke / SOHC,

Displacement: 648cc

Ignition system: Digital spark ignition

Gearbox: 6-speed constant mesh

Maximum power: 34.9 kW @ 7250 rpm

Maximum Torque: 52.3 Nm @ 5150 rpm

CHASSIS & SUSPENSION

Type: Steel tubular, double cradle frame

Front suspension: Telescopic forks

Rear suspension: Twin gas charged shock-absorbers with adjustable preload

DIMENSIONS

Wheelbase: 1398 mm

Ground Clearance: 174 mm

Length: 2119 mm

Width: 780 mm

Height: 1067 mm

Fuel capacity: 12.5 litres

Kerb weight: 214 kg

BRAKES AND TYRES

Front tyre: 100/90-18 M/C 56H

Rear tyre: 130/70-R18 M/C 63V / 130/70-18 M/C 63H

Front brake: 320 mm disc, ABS

Rear brake: 240 mm disc, ABS

ELECTRICALS

Electrical system: 12V - DC

Battery: 12V - 12 Ah VRLA

Head lamp: FPL 1.55 W LED

Tail lamp: 12 V, P21/5 W (Halogen)

Turn signal lamp: 12 V, 10 W

Charger: USB



MACHINE LOVE



R.C.E MEMBERSHIP

All Royal Enfield owners are welcome to join the Riders Club of Europe for free at any time. Scan the QR code to explore all club activity and see how to get more involved with the community.



3 YEAR WARRANTY

Your warranty will be activated by your dealer at the time of purchase.



ROADSIDE ASSISTANCE

Get peace of mind wherever you're headed with on-site support for your motorcycle. European R.S.A is available for all new Royal Enfield Motorcycles. Once you have signed the dealer consent form allowing your information to be passed to our RSA partners Allianz, your cover will be activated.

1 TREE PLANTED FOR EVERY NEW BIKE


Our pledge throughout our key European markets - this will be a free gift from us to every new Royal Enfield owner. Riders will be able to watch their trees grow, read stories from local communities that are directly benefiting from the planting and also discover the benefits that it will bring to helping green the planet over time!

*In all participating EU countries



[LEARN MORE](#)

PURE SPORT



KNOW MORE



ROYAL ENFIELD

ROYALENFIELD.COM



Some of the components and accessories featured in the photographs may not be a part of the standard fitment and applicable for all markets. For any queries, email us at support@royalenfield.com



Royal Enfield



Royal Enfield Europe